


**S1.** Chukar sampling localities are indicated for each island (a-e). (a) Limnos (477 Km<sup>2</sup>): (1) Agios Dimitrios, (2) Papias Ormos, (3) Gomati, (4) Paradisi. (b) Lesvos (1630 Km<sup>2</sup>): (1) Mesotopus, (2) Lapsarna, (3) Tsiqlioda. (c) Chios (840 Km<sup>2</sup>): (1) Trypes, (2) Amades, (3) Kardamyla, (4) Agia Markella. (d) Cyprus (9250 Km<sup>2</sup>): (1) Paphos forest, (2) Karpasia, (3) Larnaka coastal area, (4) Stavrouvoni farm; dotted line marks out the border between the government-controlled area and the Turkish-occupied territory. (e) Crete (8400 Km<sup>2</sup>): (1) Lefka mountains, (2) Rethymno farm, (3) Psiloreitis, (4) Heraklion, (5) Dikti, (6) Ierapetra, (7) Sitia



**S2.** Chukar sample size ( $n = 267$ ). Geographic reference is reported together with population type, number of samples, type of tissue, number of haplotypes (*Cyt-b* + CR sequences) and literature record. \*: with samples of Natural History Museum of Crete (acronym NHMC: from 80.4.59.11 to 80.4.59.23); \*\*: with samples of University of Washington Burke Museum (acronym UWBM: 46402, 46516, 57853, 57857, 57859, 66692). One wild *A. graeca* specimen (Southern Apennines, Italy; type of tissue: liver; haplotype: H113) was used as outgroup. Abbreviations: Prov., Province; NP, National Park

Country	Geographic area	Population	Samples ( <i>n</i> )	Tissue	Haplotype number	Literature record
Greece	Limnos	Wild	22	Liver	57, 58, 60-62, 70	This study
Greece	Lesvos	Wild	20	Liver	8, 58, 59, 63, 65, 70, 105	This study
Greece	Chios	Wild	21	Liver	1, 3, 8, 63-68, 71	This study
Greece	Crete *	Wild	27	Liver	3, 4, 8, 88, 89, 91-96	This study
Greece	Crete-Rethymno farm	Captive	5	Feather	3-5, 8, 90	This study
Cyprus	Paphos	Wild	12	Liver	31, 34, 35, 38, 41, 49, 53	This study
Cyprus	Larnaka	Wild	12	Liver	32, 38, 41, 44, 47-49, 51	This study
Cyprus	Stavrouvoni farm	Captive	12	Feather	37, 38, 40, 42, 46, 50, 52, 53	This study
Cyprus	Karpasia	Wild	12	Liver	33, 34, 36, 37, 44-46	This study
<b>Sub-total</b>			<b>143</b>			
Turkey	Adiyaman	Wild	1	Feather	103	Barbanera et al. (2009a)
Turkey	Mersin	Wild	2	Feather	8	Barbanera et al. (2009a)
Lebanon	Aammiq	Wild	3	Feather	36, 39, 43	Barbanera et al. (2009a)
Israel	Several localities	Wild	7	Liver	54, 56, 108, 110, 111	Barbanera et al. (2009a)
Georgia	Kahetia	Wild	2	Liver	69, 83	Barbanera et al. (2009a)
Armenia	Garni	Captive	2	Blood	85, 86	Barbanera et al. (2009a)
Armenia	Yeghegnadzor	Wild	4	Liver	84, 102	Barbanera et al. (2009a)
Iran	Ilam	Wild	4	Feather	97, 98	Barbanera et al. (2009a)
Iran	North Khorasan	Wild	4	Feather	55, 104, 106	Barbanera et al. (2009a)
Iran	Razavi Khorasan	Wild	4	Feather	55, 97, 104	Barbanera et al. (2009a)
Turkmenistan	Garrygala	Wild	5	Blood	87, 99, 100	Barbanera et al. (2009a)
Uzbekistan	Baysun	Captive	1	Blood	6	Barbanera et al. (2009a)
Pakistan	Quetta	Wild	2	Feather	72, 75, 112	Barbanera et al. (2009a)
Pakistan	Mt. Loralai - Berg	Wild	3	Feather	76, 101	Barbanera et al. (2009a)

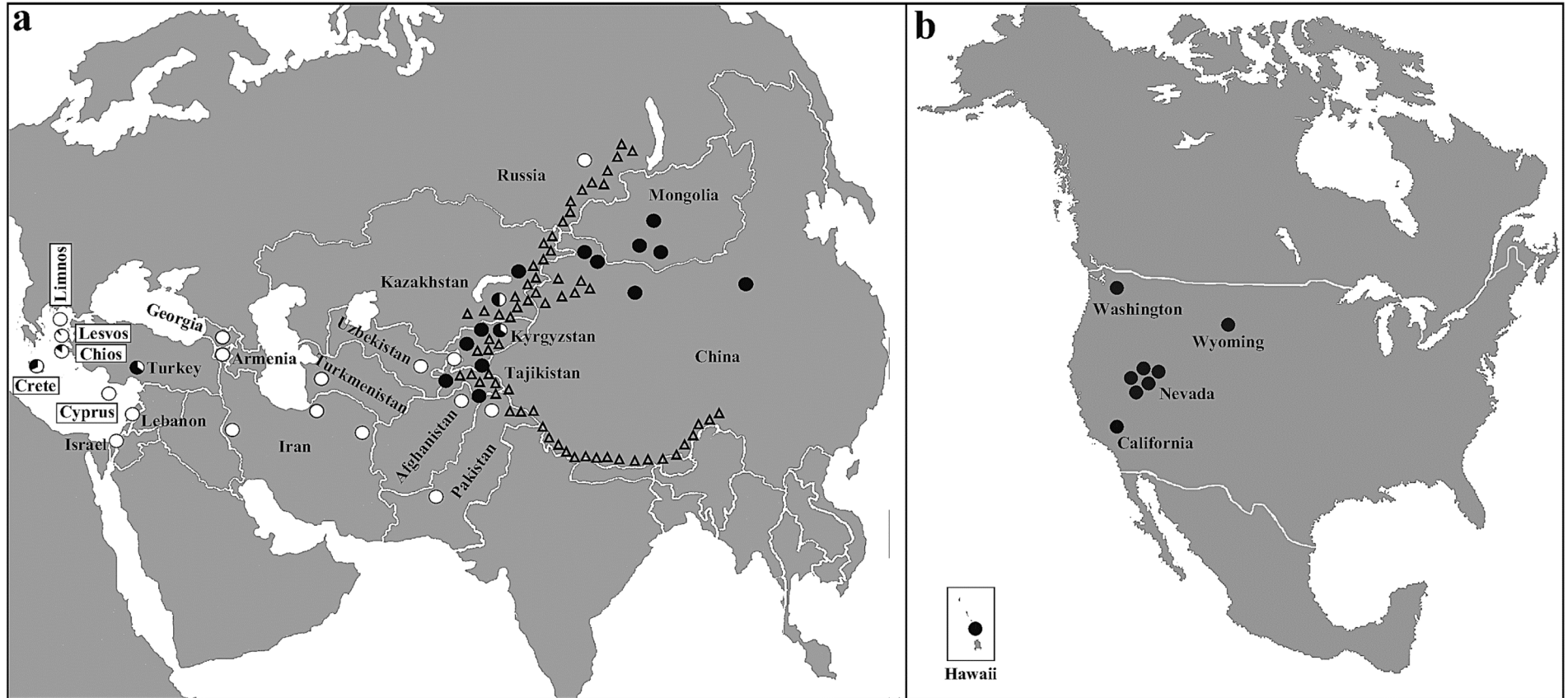
Pakistan	Kashmir	Wild	7	Feather	78, 82,	Barbanera et al. (2009a)
Pakistan	Chitral valley	Wild	4	Feather	8, 12, 73, 74	Barbanera et al. (2009a)
Afghanistan	Kabul	Wild	1	Feather	78	Barbanera et al. (2009a)
Tajikistan	Kurgan-Tyube	Captive	1	Blood	6	Barbanera et al. (2009a)
Tajikistan	East Turkistan	Captive	2	Blood	77, 80	Barbanera et al. (2009a)
Tajikistan	East Pamirs	Captive	2	Blood	15	Barbanera et al. (2009a)
Kyrgyzstan	Ak-Suu river	Wild	2	Liver	8, 9	Barbanera et al. (2009a)
Kyrgyzstan	Shamsi river	Wild	6	Liver	10, 14, 21	Barbanera et al. (2009a)
Kyrgyzstan	Mt. Kyzyl-Ompol	Wild	3	Liver	21, 109	Barbanera et al. (2009a)
Kazakhstan	Tien Shan **	Wild	2	Liver	11, 81	Barbanera et al. (2009a)
Kazakhstan	Tarbagatay	Captive	2	Blood	6, 22	Barbanera et al. (2009a)
Russia	Krasnoyarsk Krai	Captive	2	Blood	79, 107	Barbanera et al. (2009a)
China	Aibi	Wild	2	Feather	15	Barbanera et al. (2009a)
China	Qi-Lian	Captive	2	Blood	1	Barbanera et al. (2009a)
China	Baytag	Wild	5	Feather	8, 25, 28, 30	Barbanera et al. (2009a)
China	Zheng	Wild	9	Feather	8, 18, 20, 24	Barbanera et al. (2009a)
Mongolia	Omnogovi Prov. **	Wild	6	Liver/Feather	16, 17, 25-27, 29	This study / Barbanera et al. (2009a)
Mongolia	Ovorkhangai Prov.	Wild	1	Feather	19	Barbanera et al. (2009a)
Mongolia	Dundgobi Prov.	Wild	3	Feather	13	This study
<b>Sub-total</b>			<b>106</b>			
USA (Nevada)	Elko County	Wild	5	Feather/Liver	1, 4, 7, 23	Barbanera et al. (2009a)
USA (Nevada)	Eureka County	Wild	2	Feather/Liver	1, 2	Barbanera et al. (2009a)
USA (Nevada)	Humboldt County	Wild	1	Feather	1	Barbanera et al. (2009a)
USA (Nevada)	Churchill County	Wild	2	Feather/Liver	1, 23	Barbanera et al. (2009a)
USA (Nevada)	Washoe County	Wild	1	Feather	1	This study
USA (Wyoming)	Big Horn	Wild	2	Feather	1	This study
USA (California)	China Lake	Wild	2	Feather	8	This study
USA (Washington)	Lake Lenor **	Wild	1	Liver	4	Barbanera et al. (2009a)
USA (Hawaii)	Maui, Haleakala NP	Wild	2	Feather	8	This study
<b>Sub-total</b>			<b>18</b>			
<b>Total</b>			<b>267</b>			

---

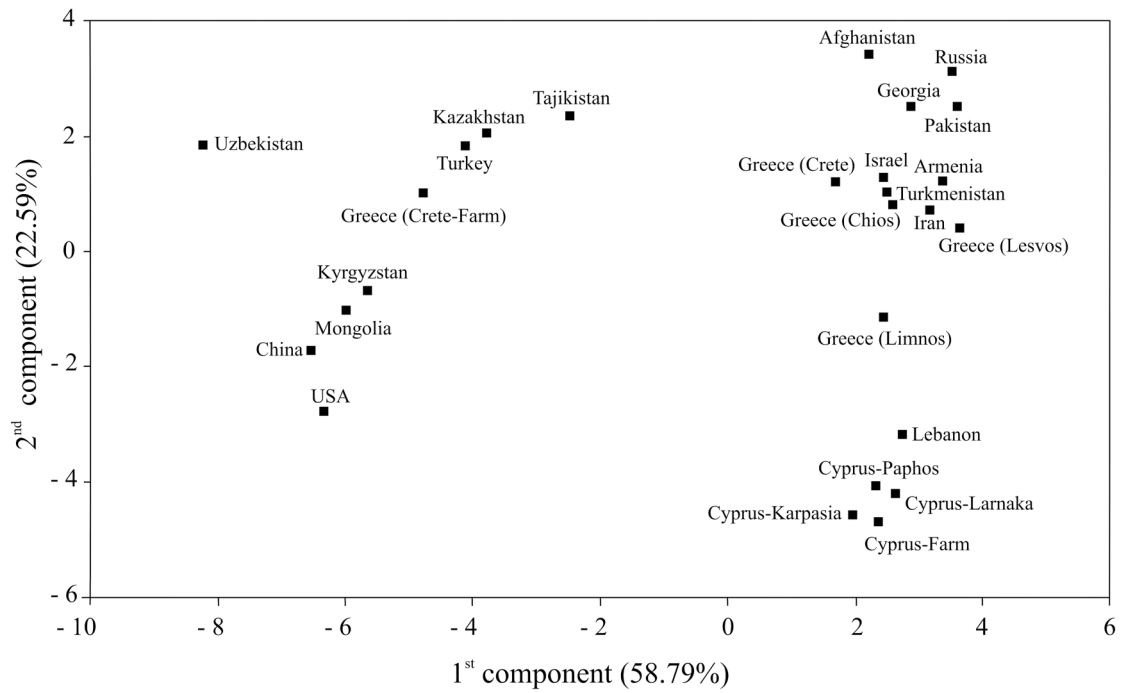
**S3.** The STR primers. Legend: F, forward; R, reverse; T<sub>a</sub> (°C), 1<sup>st</sup>/2<sup>nd</sup> annealing temperature in touch-down (TD) PCR

Locus	Repeated motif	Primer sequence (5'-3')	T <sub>a</sub> (°C)	Size range (bp)
MCW 104	(TG) <sub>9</sub>	F: TAGCACAACCTCAAGCTGTGAG R: AGACTTGCACAGCTGTGACC	TD 62/55	90-126
MCW 121	(TG) <sub>7</sub>	F: ATGGATAGGGGTAAGTGTGAC R: CTACGTGTGTTTGACAGCTGG	TD 58/55	180-200
MCW 146	(TG) <sub>11</sub>	F: CCGTGTGGTGAACAACGATGA R: CAAATCTGCCCTGACGTCAGC	TD 62/60	148-168
MCW 276	(TG) <sub>8</sub>	F: ACTCTGAGTGAATTACCT R: TTTCTGTTAGAAGCAGCTGC	TD 60/55	193-199
MCW 295	(TG) <sub>3</sub>	F: ATCACTACAGAACCCCTCTC R: TATGTATGCACGCAGATATCC	TD 60/55	78-92
Aru 1.23	(TG) <sub>16</sub>	F: GTAAACTTGCCCCCTGCTGTTT R: CTTCTCTGGGCAGCTGTGTC	TD 62/55	179-185
Aru 1.27	(AT) <sub>14</sub>	F: GTTCTGGCTTTAAAGAGCTTGG R: TGAGAATGCAGGACAGGAGATA	TD 60/55	172-200
Aru 1.29	(TG) <sub>15</sub>	F: TATGTGTGTGTGCATCCATGTG R: ATGTCATCGAGAGCTCCGTAAT	65	216-236

S4. The frequency distribution of *A. chukar* specimens belonging to the A (white) or B (black) mtDNA clades of Fig. 1 is reported for all populations (S2). (a) Europe and Asia. For both Crete and Cyprus the percentage was calculated by pooling together all wild and captive specimens. Triangles mark out the main mountain chains in Asia. (b) USA: the study areas are indicated (five states)



S5. The Principal Components Analysis performed using the pairwise  $\phi_{ST}$  distances calculated for the ingroup of the mtDNA reconstructions. Specimens are grouped according to each population (S2).



**S6.** The outcome (t value, degrees of freedom or d.f., *P* value) of the Student-t test for all pairs of populations (Pop. 1 vs. Pop. 2) as obtained for nucleotide diversity ( $\pi$ ), haplotype diversity (*h*), mean number of pairwise differences (*k*) and Index of Nei ( $I_N$ ). No significant differences were found after application of the Bonferroni correction ( $\alpha = 0.05$ : for  $\pi$ , *h* and *k*,  $\alpha' = \alpha/28 = 0.001786$ ; for  $I_N$ ,  $\alpha' = \alpha/36 = 0.001389$ ). Abbreviations: Cyprus-Paphos, Paphos forest; Cyprus-Larnaka, Larnaka coastal area; Cyprus-Karpasia, Karpasia; Cyprus-Farm, Stavrouvoni farm; Crete-Farm, Rethymno farm. - : Crete-Farm mtDNA data not computed, see Material and methods.

Student-t test		$\pi$			<i>k</i>			<i>h</i>			$I_N$		
Pop. 1	Pop. 2	t	d.f.	<i>P</i>	t	d.f.	<i>P</i>	t	d.f.	<i>P</i>	t	d.f.	<i>P</i>
Chios	Limnos	0.4817	38	0.6328	0.5384	38	0.5934	1.6254	38	0.1123	2.8925	38	0.0063
Chios	Lesvos	0.2465	35	0.8068	0.2751	35	0.7849	1.2092	35	0.2347	2.1856	35	0.0356
Chios	Crete	0.0165	38	0.9870	0.0190	38	0.9850	0.3263	38	0.7460	1.0209	38	0.3138
Chios	Paphos	0.0759	28	0.9400	0.0848	28	0.9330	0.0424	28	0.9664	1.9818	28	0.0574
Chios	Larnaka	0.1174	28	0.9074	0.1322	28	0.8958	0.5997	28	0.5535	1.9715	28	0.0586
Chios	Cyprus-Farm	0.3166	28	0.7539	0.3548	28	0.7254	0.1320	28	0.8959	2.6324	28	0.0136
Chios	Karpasia	0.0319	28	0.9748	0.0361	28	0.9714	0.6773	28	0.5038	1.6938	28	0.1014
Chios	Crete-Farm	-	-	-	-	-	-	-	-	-	0.2249	21	0.8242
Limnos	Lesvos	0.2448	39	0.8079	0.2739	39	0.7856	0.3836	39	0.7033	0.5528	39	0.5836
Limnos	Crete	0.5004	42	0.6194	0.5592	42	0.5790	1.2359	42	0.2233	1.9586	42	0.0568
Limnos	Paphos	0.5406	32	0.5926	0.6066	32	0.5484	1.1941	32	0.2412	0.5375	32	0.5947
Limnos	Larnaka	0.5775	32	0.5677	0.6488	32	0.5211	1.9061	32	0.0657	0.4638	32	0.6460
Limnos	Cyprus-Farm	0.1657	32	0.8694	0.1862	32	0.8534	1.3212	32	0.1958	0.0173	32	0.9863
Limnos	Karpasia	0.4424	32	0.6612	0.4961	32	0.6232	2.0612	32	0.0475	0.9499	32	0.3493
Limnos	Crete-Farm	-	-	-	-	-	-	-	-	-	1.4268	25	0.1660
Lesvos	Crete	0.2642	39	0.7930	0.2951	39	0.7695	0.8417	39	0.4051	1.2877	39	0.2054
Lesvos	Paphos	0.3157	29	0.7545	0.3535	29	0.7263	0.8670	29	0.3931	0.0242	29	0.9809
Lesvos	Larnaka	0.3555	29	0.7248	0.3990	29	0.6928	1.5470	29	0.1327	0.0316	29	0.9750
Lesvos	Cyprus-Farm	0.0754	29	0.9404	0.0847	29	0.9331	1.0025	29	0.3244	0.5252	29	0.6034
Lesvos	Karpasia	0.2109	29	0.8345	0.2357	29	0.8153	1.6792	29	0.1039	0.3967	29	0.6945
Lesvos	Crete-Farm	-	-	-	-	-	-	-	-	-	1.0626	22	0.2995
Crete	Paphos	0.0601	32	0.9524	0.0665	32	0.9474	0.1912	32	0.8496	1.1562	32	0.2562
Crete	Larnaka	0.1019	32	0.9195	0.1141	32	0.9099	0.8193	32	0.4187	1.1749	32	0.2487
Crete	Cyprus-Farm	0.3344	32	0.7402	0.3749	32	0.7102	0.3496	32	0.7289	1.7874	32	0.0833
Crete	Karpasia	0.0482	32	0.9618	0.0550	32	0.9565	0.9044	32	0.3726	0.8178	32	0.4195
Crete	Crete-Farm	-	-	-	-	-	-	-	-	-	0.3237	25	0.7489
Paphos	Larnaka	0.0411	22	0.9676	0.0470	22	0.9630	0.4800	22	0.6360	0.0519	22	0.9591
Paphos	Cyprus-Farm	0.3826	22	0.7057	0.4300	22	0.6713	0.1397	22	0.8901	0.5155	22	0.6113
Paphos	Karpasia	0.1061	22	0.9164	0.1195	22	0.9060	0.5109	22	0.6145	0.3469	22	0.7320
Paphos	Crete-Farm	-	-	-	-	-	-	-	-	-	1.0143	15	0.3265
Larnaka	Cyprus-Farm	0.4214	22	0.6776	0.4744	22	0.6399	0.3135	22	0.7569	0.4484	22	0.6583
Larnaka	Karpasia	0.1470	22	0.8845	0.1662	22	0.8695	0.0000	22	> 0.99	0.3909	22	0.6996
Larnaka	Crete-Farm	-	-	-	-	-	-	-	-	-	1.0378	15	0.3158
Cyprus-Farm	Karpasia	0.2804	22	0.7818	0.3150	22	0.7557	0.3327	22	0.7425	0.8932	22	0.3814
Cyprus-Farm	Crete-Farm	-	-	-	-	-	-	-	-	-	1.3887	15	0.1852
Karpasia	Crete-Farm	-	-	-	-	-	-	-	-	-	0.7939	15	0.4396

**S7.** STR variability for each population:  $n$ , sample size;  $nA$ , number of alleles per locus;  $na$ , number of unique alleles;  $Ar$ , allelic richness;  $I_N$ , Nei's index with standard deviation (SD);  $H_O$ , observed heterozygosity;  $H_E$ , expected heterozygosity;  $P$ , probability value for the HWE test;  $Chi^2$  test with relative degrees of freedom (d.f.) (Fisher global test, all loci). Mono., monomorphic locus; \*: significant departure from HWE after application of the Bonferroni correction ( $\alpha = 0.05$ ,  $\alpha' = \alpha/8 = 0.006$ ). Abbreviations: Cyprus-Paphos, Paphos forest; Cyprus-Larnaka, Larnaka coastal area; Cyprus-Karpasia, Karpasia; Cyprus-Farm, Stavrouvoni farm; Crete-Farm, Rethymno farm

Population	Locus	$n$	$nA$	$na$	$Ar$	$I_N \pm SD$	$H_O$	$H_E$	$P$ -value	$Chi^2$ (d.f.)
Limnos	MCW 104	22	5	0	2.80	$0.51 \pm 0.08$	0.227	0.496	<0.001 *	
	MCW 121	20	6	1	3.03	$0.55 \pm 0.08$	0.600	0.535	0.328	
	MCW 146	22	4	1	2.50	$0.56 \pm 0.04$	0.409	0.551	0.026	
	MCW 276	20	2	0	1.69	$0.22 \pm 0.08$	0.250	0.219	>0.99	
	MCW 295	21	3	1	2.14	$0.45 \pm 0.06$	0.571	0.441	0.094	
	Aru 1.23	21	1	0	1.00	0.00	Mono.	-	-	
	Aru 1.27	21	2	0	1.48	$0.14 \pm 0.07$	0.143	0.133	>0.99	
	Aru 1.29	22	3	0	2.56	$0.50 \pm 0.07$	0.455	0.485	0.515	
	Average		21.1	3.3	0.4	2.15	$0.37 \pm 0.07$	0.332	0.358	0.003 *
Lesvos	MCW 104	20	7	0	3.28	$0.67 \pm 0.05$	0.750	0.651	0.012	
	MCW 121	19	4	0	3.07	$0.66 \pm 0.05$	0.316	0.639	<0.001 *	
	MCW 146	20	4	0	3.00	$0.66 \pm 0.04$	0.550	0.644	0.069	
	MCW 276	18	3	0	1.44	$0.11 \pm 0.07$	0.056	0.107	0.028	
	MCW 295	20	3	0	1.97	$0.27 \pm 0.08$	0.200	0.265	0.181	
	Aru 1.23	20	3	0	1.70	$0.19 \pm 0.08$	0.100	0.184	0.152	
	Aru 1.27	20	3	0	2.43	$0.44 \pm 0.08$	0.350	0.424	0.003 *	
	Aru 1.29	20	6	1	2.46	$0.36 \pm 0.09$	0.250	0.350	0.009	
	Average		19.6	4.0	0.1	2.42	$0.42 \pm 0.07$	0.321	0.409	<0.001 *
Chios	MCW 104	21	11	0	5.08	$0.85 \pm 0.03$	0.857	0.833	0.565	
	MCW 121	21	4	0	2.74	$0.58 \pm 0.06$	0.476	0.568	0.455	
	MCW 146	21	5	1	2.79	$0.56 \pm 0.07$	0.381	0.542	0.095	
	MCW 276	21	4	0	2.95	$0.64 \pm 0.04$	0.571	0.622	0.398	



	MCW 295	19	2	0	1.97	0.44 ± 0.06	0.526	0.432	0.393	
	Aru 1.23	21	3	0	2.66	0.61 ± 0.04	0.524	0.595	0.035	
	Aru 1.27	18	6	2	3.18	0.54 ± 0.09	0.278	0.528	0.005 *	
	Aru 1.29	21	7	1	3.95	0.73 ± 0.05	0.571	0.714	0.167	
	Average	20.4	5.3	0.5	3.17	0.62 ± 0.06	0.523	0.604	0.009	32 (16)
Crete	MCW 104	26	10	3	4.71	0.80 ± 0.04	0.808	0.789	0.276	
	MCW 121	27	5	0	2.80	0.61 ± 0.04	0.704	0.600	0.011	
	MCW 146	26	4	0	2.43	0.56 ± 0.03	0.500	0.549	0.048	
	MCW 276	24	4	0	2.56	0.54 ± 0.05	0.333	0.533	0.001 *	
	MCW 295	27	4	2	1.81	0.21 ± 0.07	0.185	0.205	0.264	
	Aru 1.23	27	3	0	2.47	0.47 ± 0.07	0.516	0.458	0.759	
	Aru 1.27	27	6	2	3.10	0.58 ± 0.06	0.629	0.573	0.931	
	Aru 1.29	27	5	1	2.77	0.52 ± 0.07	0.444	0.507	0.234	
	Average	26.4	5.1	1.0	2.83	0.54 ± 0.06	0.515	0.527	0.002 *	37 (16)
Crete-Farm	MCW 104	5	5	1	4.40	0.80 ± 0.10	0.600	0.720	0.467	
	MCW 121	5	3	0	2.78	0.51 ± 0.16	0.600	0.460	>0.99	
	MCW 146	4	3	0	3.00	0.61 ± 0.16	0.500	0.531	0.429	
	MCW 276	5	2	0	1.98	0.36 ± 0.16	0.400	0.320	>0.99	
	MCW 295	5	2	0	1.98	0.36 ± 0.16	0.400	0.320	>0.99	
	Aru 1.23	5	3	0	2.80	0.60 ± 0.13	0.800	0.540	>0.99	
	Aru 1.27	5	4	0	3.78	0.78 ± 0.09	0.400	0.700	0.046	
	Aru 1.29	4	3	0	3.00	0.68 ± 0.12	1.000	0.594	0.315	
	Average	4.8	3.1	0.1	2.97	0.59 ± 0.14	0.587	0.523	0.767	12 (16)
Cyprus-Paphos	MCW 104	12	4	0	3.06	0.61 ± 0.09	0.667	0.587	0.713	
	MCW 121	11	4	0	2.59	0.45 ± 0.12	0.454	0.714	0.406	
	MCW 146	11	3	0	2.84	0.65 ± 0.06	0.636	0.616	>0.99	
	MCW 276	12	2	0	1.72	0.23 ± 0.10	0.083	0.219	0.130	
	MCW 295	12	2	0	1.72	0.23 ± 0.10	0.250	0.219	>0.99	
	Aru 1.23	11	1	0	1.00	0.00 -	Mono.	-	-	
	Aru 1.27	12	4	0	2.89	0.63 ± 0.06	0.667	0.601	0.047	
	Aru 1.29	12	3	0	2.56	0.58 ± 0.06	0.583	0.559	0.043	
	Average	11.6	2.9	0.0	2.30	0.42 ± 0.08	0.418	0.404	0.166	19 (14)
Cyprus-Larnaka	MCW 104	12	6	1	3.70	0.72 ± 0.06	0.750	0.694	0.199	
	MCW 121	10	2	0	1.98	0.44 ± 0.09	0.400	0.420	>0.99	
	MCW 146	12	4	0	3.15	0.68 ± 0.05	0.667	0.656	0.818	
	MCW 276	12	2	0	1.57	0.16 ± 0.09	0.000	0.153	0.043	
	MCW 295	12	3	0	2.16	0.36 ± 0.11	0.417	0.344	>0.99	
	Aru 1.23	12	1	0	1.00	0.00	Mono.	-	-	

	Aru 1.27	12	4	0	3.28	0.63 ± 0.09	0.583	0.601	0.522	
	Aru 1.29	11	4	1	2.33	0.33 ± 0.12	0.273	0.318	0.278	
	Average	11.6	3.3	0.3	2.40	0.42 ± 0.09	0.386	0.398	0.468	14 (14)
<hr/>										
Cyprus-Farm	MCW 104	12	3	0	2.27	0.45 ± 0.09	0.583	0.434	0.634	
	MCW121	11	2	0	1.76	0.25 ± 0.11	0.091	0.236	0.143	
	MCW 146	12	3	0	2.92	0.68 ± 0.04	0.667	0.653	>0.99	
	MCW 276	11	2	0	1.61	0.17 ± 0.10	0.000	0.165	0.048	
	MCW 295	12	2	0	1.57	0.16 ± 0.09	0.167	0.153	>0.99	
	Aru 1.23	11	1	0	1.00	0.00	Mono.	-	-	
	Aru 1.27	11	5	0	3.61	0.74 ± 0.05	0.727	0.703	0.432	
	Aru 1.29	12	2	0	1.98	0.46 ± 0.07	0.500	0.444	>0.99	
	Average	11.5	2.5	0.0	2.09	0.36 ± 0.08	0.342	0.348	0.560	13 (14)
<hr/>										
Cyprus-Karpasia	MCW 104	12	4	0	3.00	0.61 ± 0.08	0.667	0.580	0.681	
	MCW 121	11	5	1	4.20	0.81 ± 0.04	0.818	0.769	0.298	
	MCW 146	11	4	0	2.83	0.52 ± 0.11	0.273	0.492	0.042	
	MCW 276	9	1	0	1.00	0.00	Mono.	-	-	
	MCW 295	11	4	2	2.82	0.47 ± 0.12	0.182	0.446	0.009	
	Aru 1.23	12	1	0	1.00	0.00	Mono.	-	-	
	Aru 1.27	12	6	0	3.78	0.73 ± 0.06	0.583	0.698	0.461	
	Aru 1.29	10	3	0	2.40	0.56 ± 0.06	0.900	0.535	0.046	
	Average	11	3.5	0.4	2.63	0.46 ± 0.07	0.428	0.439	0.009	27 (12)
<hr/>										

**S8.** Fisher global test for departure from Linkage Disequilibrium (LE) with application of the Bonferroni correction ( $\alpha = 0.05$ ,  $\alpha' = \alpha/28 = 0.0018$ ). Significant departure was found only in the Lesvos population (see data in bold); - : comparison not possible as one locus was monomorphic.

	Chios	Limnos	Lesvos	Crete	Crete-Farm	Cyprus-Farm	Cyprus-Paphos	Cyprus-Larnaka	Cyprus-Karpasia
MCW 276/MCW 104	0.838	0.227	0.338	0.095	0.640	>0.99	0.543	>0.99	-
MCW 276/Aru 1.23	0.357	-	0.167	0.101	>0.99	-	-	-	-
MCW 104/Aru 1.23	0.937	-	0.009	0.020	0.527	-	-	-	-
MCW 276/Aru 1.27	0.710	>0.99	0.111	0.001	>0.99	>0.99	0.154	0.413	-
MCW 104/Aru 1.27	0.295	0.277	0.042	0.041	0.966	0.825	0.292	>0.99	0.002
Aru 1.23/Aru 1.27	0.257	-	0.016	0.116	>0.99	-	-	-	-
MCW 276/Aru 1.29	0.597	0.675	0.169	0.089	>0.99	>0.99	0.364	>0.99	-
MCW 104/Aru 1.29	0.535	0.081	0.376	0.089	0.400	0.057	0.024	0.547	0.537
Aru 1.23/Aru 1.29	0.092	-	0.057	0.412	>0.99	-	-	-	-
Aru 1.27/Aru 1.29	0.172	0.681	0.165	0.085	0.909	0.827	0.180	0.937	0.331
MCW 276/MCW 295	0.457	0.709	0.056	0.606	>0.99	>0.99	>0.99	>0.99	-
<b>MCW 104/MCW 295</b>	0.631	0.306	<b>&lt;0.001</b>	0.418	0.598	0.545	0.835	>0.99	0.004
<b>Aru 1.23/MCW 295</b>	>0.99	-	<b>0.001</b>	0.576	>0.99	-	-	-	-
Aru 1.27/MCW 295	0.575	0.331	0.038	0.075	>0.99	0.743	0.811	0.727	0.098
Aru 1.29/MCW 295	0.116	0.913	0.171	0.516	>0.99	0.317	>0.99	0.036	>0.99
MCW 276/MCW 146	0.927	0.331	0.112	0.255	>0.99	>0.99	>0.99	0.167	-
MCW 104/MCW 146	0.135	0.178	0.051	0.059	0.175	0.664	0.387	0.718	0.407
Aru 1.23/MCW 146	0.385	-	0.022	0.005	>0.99	-	-	-	-
<b>Aru 1.27/MCW 146</b>	0.438	>0.99	<b>&lt;0.001</b>	0.019	0.663	0.245	0.796	0.337	0.698
Aru 1.29/MCW 146	0.318	0.046	0.128	0.271	0.334	0.753	0.090	0.543	0.214
MCW 295/MCW 146	0.282	0.269	0.011	0.537	>0.99	0.544	0.836	0.663	0.738
MCW 276/MCW 121	0.400	0.764	>0.99	0.542	0.600	>0.99	0.402	>0.99	-
<b>MCW 104/MCW 121</b>	>0.99	0.419	<b>&lt;0.001</b>	0.308	0.779	>0.99	0.852	>0.99	0.051
Aru 1.23/MCW 121	0.618	-	0.202	0.974	>0.99	-	-	-	-
<b>Aru 1.27/MCW 121</b>	0.293	0.194	<b>&lt;0.001</b>	0.387	0.200	0.742	0.285	>0.99	0.052
Aru 1.29/MCW 121	0.007	0.175	0.003	0.377	>0.99	>0.99	0.182	>0.99	0.663
MCW 295/MCW 121	0.390	0.074	0.063	0.678	>0.99	>0.99	>0.99	0.714	0.159
MCW 146/MCW 121	0.737	0.071	0.022	0.941	>0.99	0.162	0.115	0.548	0.307